

2400Wh portable power supply product specification

HeHseng Edited	Checked	Approved
2022.05.06		
Customer confirmation		

Content










1. Product Introduction	3
2. Battery performance in different devices	4
3. Flexible charging methods : Outlet adaptor & Solar Generator	5
4. Advantages	7
5. Battery system parameter	7
6. 2400Wh Battery system parameter	9
7. Attention	13
1. Power on and restart	13
2. Battery	13
8. Precautions for product use	14
1. Abnormal issues	14
2. The chassis cannot be closed	14
3. Waterproof	14
4. Installation requirements	14
9. Storage and transportation	15
10. Warning and Attention	15
11. Revision of product proposal	16




1. Product Introduction:

This product uses lithium batteries as energy source and outputs 220V single-phase AC power through power electronic conversion. It can provide portable power supply for AC electrical appliances anytime and anywhere. Suitable for outdoor electrical work, suburban camping, outdoor exploration, emergency rescue, power outage, and other electricity use scenarios, involving tourism, fire protection, electricity and other fields. Multiple protection configurations for power supply, ensuring safety and efficiency; High power and sufficient power to meet the credit needs of most ordinary electrical appliances. This product fully considers the user experience .



2. Battery performance in different devices :

 <p>Phone (3100mAh) Charge 155 times</p>	 <p>Laptop (50W) Power supply 48hrs</p>	 <p>Fan(50W) Charge 48 hrs</p>
 <p>Tablet (60W) Charge 40 times</p>	 <p>Drone (80w) Charge 30 times</p>	 <p>Car fridge (60W) Supply 40hrs</p>
 <p>Power drill (500W) Supply 4.8hrs</p>	 <p>Projector (150w) Supply 16 hrs</p>	 <p>Kettle (1000W) Supply 2.4hrs</p>

 <p>Electric tool (500W)</p> <p>Supply 4.8hrs</p>	 <p>Electric hammer (980W)</p> <p>Supply 2.45hrs</p>	 <p>Electric saw (1KW)</p> <p>Supply 2.4hrs</p>

3.Flexible charging methods : Outlet adaptor & Solar Generator

A solar generator can technically refer to a solar solution that combines a portable power station with solar panels. It converts sun energy captured by solar panels into electrical power and then stores it in a portable power station for later use. A solar generator is a reliable and clean power source for campers, RVs, or as an emergency backup if your power goes out.

Solar Generator
50W 6pcs



Portable Power
Station LiFePO4
51.2V100Ah



4. Advantages :

- Industrial Power** Big capacity huge power all in one
- Multiple Ports** Variety of ports and powering options allow you to charge up and run multiple devices at the same time
- Flexible Charging methods** Charged by Solar or wall outlet adaptor
- High Quality** Safe Lithium Battery LiFePO4 long life cycle of over 2500 times. Pure sine wave inverter, high efficiency, more friendly for electric appliances.
- Designed for Portability** Its easy-carry and compact design makes it perfect for enjoying road trips and RV camping.
- Applications** Mobile office, Aerial photography, GE machine, Outdoor errand, Fishing, RV camping

5. Battery system parameter

Item name			Parameter
Cell	1	Cell chemistry	LiFePO4
	2	Rated power	3.2V
	3	Rated capacity	50Ah
	1	Model	48V50Ah



Battery pack	2	Application	Portable power supply
	3	Charge port	With special charger (5-20A optional)
	4	Cooling method	Natural cooling
	5	Pack Method	15S1P
	6	Rated voltage	48V
	7	Rated capacity±5%	50Ah
	8	Rated energy±5%	2400Wh
	9	System overcharge protection voltage	55.5V
	10	System over-discharge protection voltage	37.5V
	11	Cell charging protection voltage	3.7V
	12	Cell discharging protection voltage	2.5V
	13	Charging operating temperature range (°C)	-0 ~ 55
	14	Discharging operating temperature range (°C)	-20 ~ 55

	15	Dimensions (L * W * H)	575*421*287mm
	16	Weight	≈ 40kg
Function Description	1	Cycle Life	≥4000times ,80%DOD
	2	Function	BMS smart controlling and Bluetooth
	3	SOC display	LCD
	4	Alarm and protection	Over voltage, under voltage short circuit, overload, over current, low/over temperature...

6.2400Wh Battery system parameter

Item name		Parameter
Output	Continuous output power	2000W
	Peak power	4000W
	Voltage (AC)	AC220V/AC110V (optional)
	Frequency (Hz)	50Hz/60Hz (optional)
	Voltage (DC) V/ (Current A)	DC12V/ (3-12A) (The current is optional)
	UBS output	DC5V/2A
	Charge voltage	DC54.7V



Input	Discharge voltage	5A-20A (The current is optional
	Charger specification	Charger with plug optional
Working Condition	Cooling way	Natural cooling
	Altitude	≤4000m
	Humidity	5%-95%
	Operating temperature	charge :0°C~+55°C
		discharge:-20°C~+65°C
	Storage temperature	-30°C~+45°C
Solar Panel	Solar generator	6pcs solar panels 50W 515*820*30mm
Product features	Life span	4000 times
	Features	All-in-one ,plug and play
	Safety	Short-circuit,over-load,low/over voltage,over-current
	Wide application	UPS,outdoor&indoor Camping,emergency,fire protection,temporary operations,outdoor search-rescue...
Included	Battery,Charger,USB cable,Ground cable,Manual,Certificate	



size: 575*421*287mm

- ◆ **Pull-rod:** After unlocking the fixed locker, the pull bar can be pulled out for easy pushing;
- ◆ **Fixed locker:** The adjustable bar can be locked tightly. To unlock, push the card

lock and simultaneously pull out the lever;

- ◆ **USB charge:** DC 5V/2A, can be used for low-power USB power supply;
- ◆ **Charging port:** Lithium battery charging port, using the dedicated charger of this product, can fully charge the lithium battery;
- ◆ **Side Handle:** used to lift the chassis;
- ◆ **LED Indicator:** displays the working status of the equipment;
- ◆ **Switch:** The main switch of the equipment, which can be used normally after being turned on, including functions such as AC220V, DC 12V, and DC 5V (USB);
- ◆ **AC 12V:** National standard five hole charge, which can insert the plug of electrical equipment into the power supply;
- ◆ **DC Charge port:** Provide 12V/12A power supply, with M4 red and black banana terminals as output terminals;
- ◆ **Grounding charge:** M4 banana terminal, users can additionally introduce ground signals into the equipment through the grounding terminal, making the output AC 220V safer and particularly suitable for precision equipment that requires grounding;
- ◆ **Wheels :** Extend the pull rod until the chassis tilts more than 30 °, and then use wheels to pull the chassis.


7. Attention :

1. Power on and restart

- (1) Turn on the main switch and wait for a moment to complete the startup.
- (2) If you want to restart, please turn off the main switch and wait for more than 5 seconds before turning on the main switch.
- (3) If the LCD screen shows an abnormality due to prolonged battery usage, please restart the device and try again.

2. Battery

- (1) Please connect a dedicated charger when charging, and do not use other chargers.
- (2) When unplugging the battery, please touch and handle it gently. Do not fall, disassemble, burn, expose to sunlight, or short-circuit the battery
- (3) Disassembling the battery: First, place the chassis flat, open the chassis cover, and then hold the handle of the battery box and lift the battery vertically; Install similarly



- (4) Install the battery: First place the chassis flat and carefully insert the battery. Then, firmly close the chassis cover and tighten the clips.

8. Precautions for product use

1. Abnormal issues

(1) Short circuit alarm

Please check the circuit, if there are no abnormalities, the reason is that the battery has not been activated for too long and needs to be initialized. Please restart and wait for more than 5 seconds before turning on the main switch.

(2) Over current alarm

Device power is too high, static heat dissipation, restart is sufficient

(3) Low battery alarm

Please charge in a timely manner (no more than 15 days)

(4) Over temperature alarm.

If the temperature exceeds 70 °C, activate the alarm and let it sit for ventilation

2. The chassis cannot be closed

(1) Observe if the battery handle is flat;

(2) Press firmly on the buckle area, and fasten the buckle with the other hand.

3. Waterproof

(1) This device will generate 220V high-voltage power supply. Please pay attention to the usage situation to prevent electric shock hazards

(2) It is prohibited to use this device in water.

4. Installation requirements

According to local electricity requirements, the installation site should be as dry, clean, and well ventilated as possible.

Working temperature: -30 °C to 40 °C

Storage temperature: -10 to 50 °C

Relative humidity: 0% -95%, non condensing cooling: forced ventilation

9.Storage and transportation

9.1 According to the characteristics of the battery, the lithium battery pack should meet the environmental conditions with maximum protection of the battery performance during storage and transportation.

9.2 During the storage and transportation of lithium batteries, proper protection should be provided, and to maintain the SOC level of about 50%~70%. Make sure no short circuit and liquid into the lithium battery pack or soaked in liquid (such as water, oil, etc.)

9.3 If not used temporarily, the batteries shall be stored in dry, clean and well-ventilated warehouses, ranging between 10°C and 35°C.

9.4 During the loading and unloading process, the battery should be handled lightly to prevent throwing, rolling and heavy pressure.

10.Warning and Attention!

To prevent possible leakage, heating and explosion of the battery, please pay attention to the following precautions :

Warning !

- It is forbidden to immerse the battery in seawater or water. When not in use, it should be placed in a cool and dry environment;
- It is forbidden to reverse the positive and negative electrode to use the battery;
- It is forbidden to connect the positive and negative electrode directly with metal for short circuit;
- It is forbidden to transport or store batteries with metals, such as hairpins and necklaces;
- It is forbidden to knock, throw or step on the battery;
- It is forbidden to directly weld the battery and pierce the battery with nails or other sharp tools

Attention !

- It is forbidden to use or place the battery under high temperature (under hot sunshine or in a hot car), otherwise it may cause overheating, fire, function failure and short service life of the battery; The recommended optimum temperature for long-term storage of batteries is 10-45 °C.

- It is forbidden to throw the battery into the fire or heater to prevent fire, explosion and environmental pollution; Scrapped batteries shall be returned to the supplier or battery recycling point for disposal.
- It is forbidden to use in places with strong static electricity and strong magnetic field, otherwise it is easy to damage the battery safety protection device and bring unsafe hidden dangers.
- If the battery leaks and the electrolyte enters the eyes, do not rub it. Wash the eyes with clean water immediately and send them to the hospital for treatment immediately, otherwise the eyes will be hurt.
- In case of peculiar smell, heating, discoloration, deformation or any abnormality during use, storage and charging, the battery shall be removed from the device or charger and stopped immediately.
- It is forbidden to insert the positive and negative electrode directly into the power socket. A special charger for lithium ion battery must be required.
- Before installation, check the battery voltage and connectors, and use them after everything is normal.
- If the battery has not been used for three months, it needs to be recharged once
- If the electrode is dirty, wipe it with a dry cloth before use, otherwise it may cause poor contact and function failure

11.Revision of product proposal

The company has the right to revise the product proposal. If it is necessary to revise the product proposal, please communicate with the company.